

## MSUD VALVE PLUG FORM A 18MM CABLE BRIDGE RECTIFIER

PUR 3X0.75 black UL/CSA, drag ch 7.5m

MSUD

Form A (18 mm)

110 V AC/DC  $\pm 10\%$

LED and suppress on

without cable sleeves

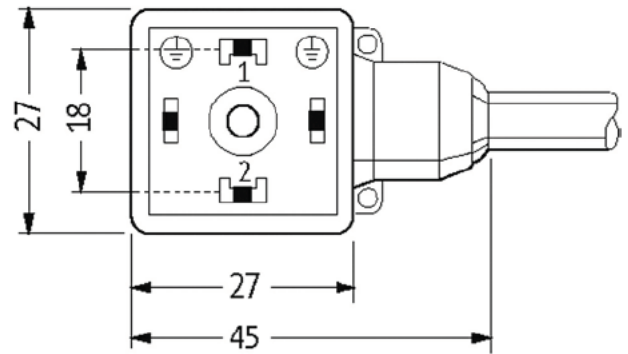
Further cable lengths on request.

Past housings with good resistance against chemicals and oils.

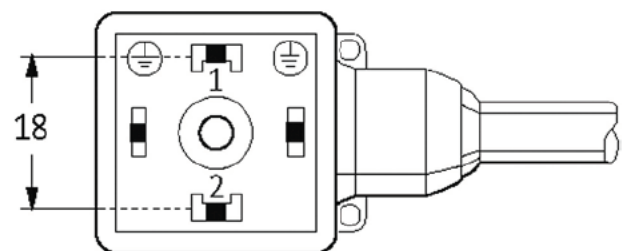
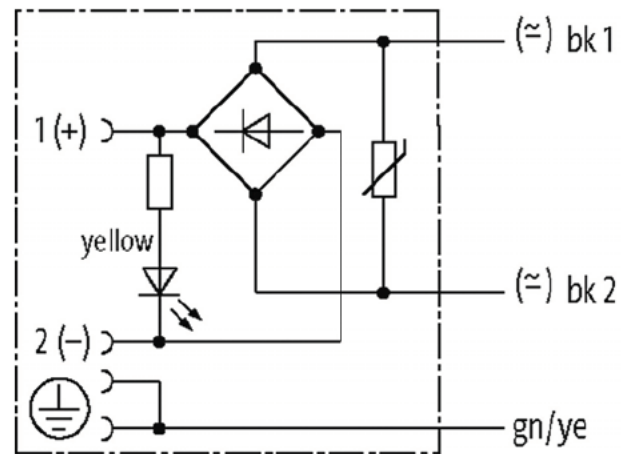
The resistance to aggressive media should be individually tested for your application. Further details on request.

### [Link to Product](#)

#### Illustration



Height: 30 mm



Product may differ from image

**Approvals**

**Form**

Form 83

**General data**

Mounting method	inserted tightened
Material (contact)	Copper alloy
Material (contact surface)	Ag
Pollution Degree	3
Stripping length (jacket)	50 mm
Temperature range	25 +85 °C depending on cable quality

**Cables**

No /diameter of wires	3× 0.75 mm <sup>2</sup>
Wire isolation	PP (bk num gnye)
C track properties	0 Mio
Material (jacket)	PUR (UL/CSA)
Outer Ø	5.9 mm 5%
Bend radius (moving)	0× outer Ø
Temperature range (fixed)	40 +80 °C
Temperature range (mobile)	25 +80 °C
Cable identification	636
Cable Type	3 (PUR)
Approval (cable)	cURus (AWM Style 20549/ 0493); CE conform
Cable weight [g/m]	56.0
Material (wire)	Cu wire bare
Resistor (core)	max 26 Ω/km (20 °C)
Single wire Ø (core)	0.5 mm
Construction (core)	42× 0.5 mm (multi strand wire class 6)
Diameter (core)	3× 0.75 mm <sup>2</sup>
AWG	similar to AWG 8
Material (wire isolation)	PP
Material property (wire isolation)	CFC halogen cadmium silicone and lead free
Shore hardness (wire isolation)	70.5 D
Wire Ø incl isolation	8.5 mm 5%
Color/numbering of wires	bk numbered gnye longitudinally striped
Stranding combination	3 wires twisted
Shield	no
Material (jacket)	PUR
Material property (jacket)	CFC halogen cadmium silicone and lead free matt low adhesion machine easy to process abrasion resistant hydrolysis and microbial resistant
Shore hardness (jacket)	90.5 A
Outer Ø (jacket)	5.9 mm 5%
Color (jacket)	black
chemical resistance	good resistance to oil gasoline and chemicals (EN 608 404)
thermal resistance	flame retardant UL 58 VW / CSA FT / EC 60332 EC 60332 2 2
Nominal voltage	300 V AC

Test voltage	2500 V AC
Current load capacity	to D N VDE 0298 4
Temperature range (fixed)	40 +80 °C (+90 °C at max 0 000 operating hours)
Temperature range (mobile)	25 +80 °C (+90 °C at max 0 000 operating hours)
Bend radius (fixed)	5× outer Ø
Bend radius (moving)	0× outer Ø
No of bending cycles (C track)	max 0 Mio (25 °C)
Travel speed (C track)	max 3 m/s
Acceleration (C track)	max 0 m/s <sup>2</sup>
Torsion stress	80°/m
No of torsion cycles	max 2 Mio (25 °C)
Torsion speed	35 cycles/min
Jacket Color	black

#### Technical Data

Operating voltage	0 V AC/DC 0%
Rated surge voltage	2.5 kV
Operating current per contact	max A
No of poles	4
Current consumption	4 mA
Material group	EC 60664 category
Switch off peak	max 250 V
LED display	LED (yellow)
Locking of ports	M3 (recommended torque 0.4 Nm)
Protection	P67 inserted and tightened (EN 60529)
Material	PBT
Locking material	Steel (galvanized)
suitable for corrugated tube (internal Ø)	without
Housing	Black plastic (gray on request)
Additional suppressor	Flyback diode/Varistor

#### Commercial data

country of origin	CZ
customs tariff number	85444290
EAN	4048879343763
eClass	272792 8
Packaging unit	